
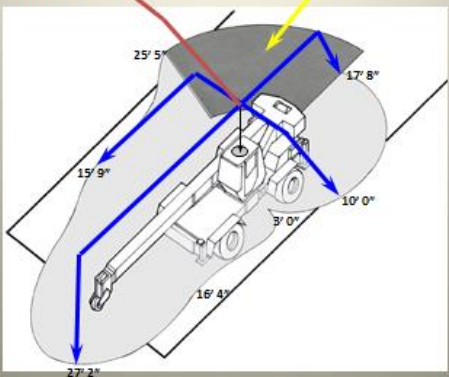



The following are guidelines. Client or Project Specifics may superseded this document. Consult Project Manager with conflicts.

Task Step	Step Hazard	Hazard Mitigation	Picture
1. Drive carry deck to work area.	a. Striking pedestrians or other vehicles.	a. Stop at cross walks and turns to ensure traffic is clear; follow all traffic/safety regulations when traveling. a. Use a spotter in high traffic areas.	
2. Review safe crane practices to be followed during scope of work. a. Choose a spotter and provide the spotter with a hi-visibility vest.	N/A	N/A	
3. Set up outrigger pads. a. Operator to place 4 outrigger pads at required locations with the help of the spotter.	a. Injury from improper lifting. b. Hand injury from handling pads, pinch points and improper placement of the outrigger pads. c. Potential ground hazards.	a. Use buddy system and proper lifting techniques to put outrigger pads into place. b. Watch hand placement and wear gloves while handling outrigger pads. c. Survey ground for hazardous conditions when placing outrigger pads.	<p>Eye level 7 ft - 0 in above ground level</p> <p>Area of fully obstructed view</p>  <p>Hydraulic Crane</p>
4. Deploy outriggers. a. Signal crane operator to deploy outriggers. (Spotter must be in visible location to operator)	a. Surrounding employees struck by outriggers. b. Unexpected crane movement.	a. Spotter to clear out all other personnel in the area upon direction from the crane operator. a. Spotter will keep all surrounding personnel away from crane until outriggers are fully deployed. b. Crane operator shall get out of cab and verify proper set-up of outrigger pads.	



INDUSTRIAL-STRENGTH CONSTRUCTION

TASK SAFETY PROCESS




Title: Carry Deck outrigger set up
Revision Date: N/A

TSP Number: E0002

Issue Date: 1/29/2014

Reviewed By: Doug Patton, Ron Beverly, Chad Smit, Brad Bechinske

The following are guidelines. Client or Project Specifics may superseded this document. Consult Project Manager with conflicts.

<p>5. Retract outrigger. a. Signal crane operator to retract outriggers.</p>	<p>a. Surrounding employees struck by outriggers.</p>	<p>a. Spotter to clear out all other personnel in the area upon direction from the crane operator. b. Spotter will keep all surrounding personnel away from crane until outriggers are retracted. c. Crane operator will survey ground hazards before moving</p>	
--	---	--	---

Special Notes: Items in RED indicate previous incidents

If at any time the crane operator loses visual site of the spotter the crane operator will stop the job until visual